



GRAY TOOLS

PROUDLY  CANADIAN

793 PIECE MASTER TECHNICIAN SET IN FOAM TRAY



Tools in Foam Trays
Part No. MS1840-FO
Includes 99508SB (Top Chest)
and 99113SB (Roller Cabinet)

This customized system includes a specially curated assortment of tools and supporting multi-coloured foam organizers that are precision 3D CNC routed and oil and solvent resistant. The 5S organizers provide a location for every tool for faster identification and retrieval, as well as the ability to complete near instant visual audits of asset whereabouts.

793 PC Master Set with Foam
Part No. MS1840-FO

*Scan to see tools
included & imagery*



Laser cut "tight fit" tool cutouts.



Laser-etched markings identifying each tool.

Available At:



Contact us at 1-800-567-0518 or info@graytools.com to learn more.



GRAY TOOLS

PROUDLY  CANADIAN

MS1840-FO

Top Chest 99508SB Foam Trays



Drawers 7 & 8 are empty.



29½" (w) x 21" (d) x 1¼" (h)



29½" (w) x 21" (d) x 1¼" (h)



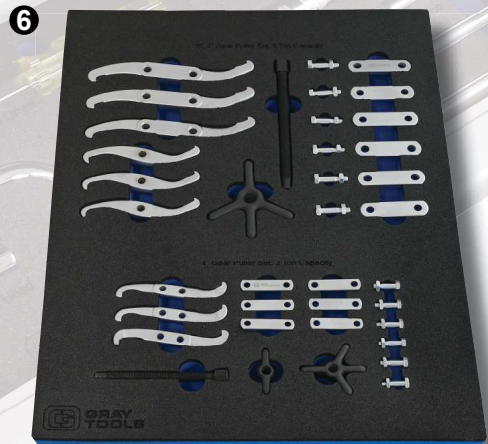
29½" (w) x 21" (d) x 1¼" (h)



29½" (w) x 21" (d) x 1¼" (h)



16" (w) x 21" (d) x 1¼" (h)



16" (w) x 21" (d) x 1¼" (h)



GRAY TOOLS

PROUDLY  CANADIAN

MS1840-FO Roll Cab 9913SB Foam Trays



48½" (w) x 21" (d) x 1¼" (h)



29½" (w) x 21" (d) x 1¼" (h)



29½" (w) x 21" (d) x 1¼" (h)



29½" (w) x 21" (d) x 1¼" (h)



29½" (w) x 21" (d) x 1¼" (h)



29½" (w) x 21" (d) x 1¼" (h)



29½" (w) x 21" (d) x 1¼" (h)

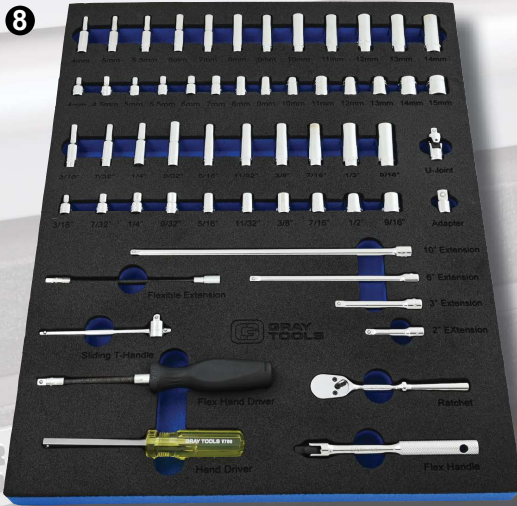


GRAY TOOLS

PROUDLY  CANADIAN

MS1840-FO
Roll Cab 99113SB Foam Trays

8



16" (w) x 21" (d) x 1 1/4" (h)

9



16" (w) x 21" (d) x 1 1/4" (h)

10



16" (w) x 21" (d) x 1 1/4" (h)

11



16" (w) x 21" (d) x 1 1/4" (h)

12



16" (w) x 21" (d) x 1 1/4" (h)

13



16" (w) x 21" (d) x 1 1/4" (h)

739 Piece Master Set with Foam Organizers

Part No: MS1840-FO



Part No.	Description	Part No.	Description	Part No.	Description
03	S'DRIVER SLOTTED 3" LONG	5005	WRENCH RATCH BOX 3/4 X 7/8 12	8740L	RATCHET 1/2" DR. 40 TOOTH
04	S'DRIVER SLOTTED 4" LONG	5006	WRENCH RATCH BOX 5/8 X 3/4 12	8799F	RATCHET 1/2" DR FLX HDL (40T)
06	S'DRIVER SLOTTED 6" LONG	5007	WRENCH RATCH BOX 13/16X15/16	88	EXTENSION 3/4"DR. CHROME 8" LO
08	S'DRIVER SLOTTED 8" LONG	5008	WRENCH RATCH BOX 1 X 1-1/16 12	8840	1/2" DR. 40T RATCHET QR 10"
111-07F	7" LOCKING PLIER-CURVED JAWS	50101A	S'DRIVER PHILLIPS STUBBY NO.1	88S	EXTENSION 3/4"DR. CHROME 4" LO
121-10F	10" LOCKING PLIER-CURVED JAWS	50103	S'DRIVER PHILLIPS NO. 1 OAL 6-	89931	MAGNETIC PICK-UP TOOL LIFTS 6
127	SCREW STARTER SLOTTED 5" LONG	50201A	S'DRIVER PHILLIPS STUBBY NO.2	91425A	SCRATCH AWL OAL 7-3/4"
127F06	6" LOCKING PLIER - LONG NOSE	50204	S'DRIVER PHILLIPS NO. 2 OAL 7-	92129	DRILL BIT SET 29 PC SAE COBALT
21221	SOCKET, 3/8"DR. SPARK PLG 5/8	63208	SHORT COMB.WR.1/4	92340	TAP & DIE SET SAE 40PC ALLOY
212E	HAMMER BALL PEIN 24OZ HEAD	63210	SHORT COMB.WR.5/16	92440	TAPE & DIE SET MET.40 PC ALLOY
212G	HAMMER BALL PEIN 16OZ HEAD	63212	SHORT COMB.WR.3/8	92460	S'DRIVER SLOTTED POCKET CLIP O
213	AUTO-RETRACTING UTILITY KNIFE	63214	SHORT COMB.WR.7/16	99113SB	ROLLER CABINET 13 DRAWER BB SA
2682HD	HACKSAW HD (BI-METAL BLADE)	63216	SHORT COMB.WR.1/2	99508SB	TOP BOX 8 DRAWER BB SAFETY LAT
30506	S'DRIVER SLOTTED/ELECT OAL 9-1	63218	SHORT COMB.WR.9/16	B106	PLIER SNAP RING CONVERT INT/EX
30608	S'DRIVER SLOTTED/ELECT OAL 11-	63220	SHORT COMB.WR.5/8	B107	PLIER SNAP RING CONVERT INT/EX
30801A	S'DRIVER SLOTTED STUBBY (1/4")	63222	SHORT COMB.WR.11/16	B108	PLIER SNAP RING CONVERT INT/EX
3108	WRENCH COMBO 1/4" 12 PT CHROME	63224	SHORT COMB.WR.3/4	B109	PLIER SNAP RING CONVERT. INT/E
3110	WRENCH COMBO 5/16" 12 PT CHROME	64206	SHORT COMB.WR.6MM	B10A	PLIER SLIP JOINT 9-7/8"OAL,1-
3111	WRENCH COMBO 11/32" 12 PT CHR	64207	SHORT COMB.WR.7MM	B121	PLIER ELECTRICAL/ELECTRONIC 5
3112	WRENCH COMBO 3/8" 12 PT CHROME	64208	SHORT COMB.WR.8MM	B126	PLIER SNAP RING CONVERT .038 T
3114	WRENCH COMBO 7/16" 12 PT CHROME	64209	SHORT COMB.WR.9MM	B127	PLIER SNAP RING CONVERT .047 T
3116	WRENCH COMBO 1/2" 12 PT CHROME	64210	SHORT COMB.WR.10MM	B128	PLIER SNAP RING CONVERT .070 T
3118	WRENCH COMBO 9/16" 12 PT CHROME	64211	SHORT COMB.WR.11MM	B129	PLIER SNAP RING CONVERT .090 T
3120	WRENCH COMBO 5/8" 12 PT CHROME	64212	SHORT COMB.WR.12MM	B136	PLIER SNAP RING CONVERT .038 T
3122	WRENCH COMBO 11/16" 12 PT CHROME	64213	SHORT COMB.WR.13MM	B137	PLIER SNAP RING CONVERT .047 T
3124	WRENCH COMBO 3/4" 12 PT CHROME	64214	SHORT COMB.WR.14MM	B138	PLIER SNAP RING CONVERT .070 T
3126	WRENCH COMBO 13/16" 12 PT CHROME	64215	SHORT COMB.WR.15MM	B139	PLIER SNAP RING CONVERT .090 T
3128	WRENCH COMBO 7/8" 12 PT CHROME	64216	SHORT COMB.WR.16MM	B212B	PLIER LINEMANS COMB. 7-1/4"
3130	WRENCH COMBO 15/16" 12 PT CHROME	64217	SHORT COMB.WR.17MM	B230B	PLIER NEEDLE NOSE W CUT 5-1/2"
3132	WRENCH COMBO 1" 12 PT CHROME	64218	SHORT COMB.WR.18MM	B232B	PLIER NEEDLE NOSE W CUTTER 8"
3134	WRENCH COMBO 1-1/16" 12 PT CHROME	64219	SHORT COMB.WR.19MM	B239B	PLIER NN BND 40 DEG CUT 8"
3136	WRENCH COMBO 1-1/8" 12 PT CHROME	65306A	WRENCH ADJUSTABLE 6" HD MATT F	B240B	PLIER SIDE CUT SLIMNOSE 5-1/2"
3138	WRENCH COMBO 1-3/16"12 PT CHROME	65308A	WRENCH ADJUSTABLE 8" HD MATT F	B246B	PLIERS DIAG HD SIDE CUT 7.25"
3140	WRENCH COMBO 1-1/4" 12 PT CHROME	65310A	WRENCH ADJUSTABLE 10" HD MATT	B295A	PLIER DUCKBILL 8"
3142	WRENCH COMBO 1-5/16" 12 PT CHROME	65312A	WRENCH ADJUSTABLE 12" HD MATT	B45-10A	PLIER ADJ JOINT 10.5" OAL
3144	WRENCH COMBO 1-3/8" 12 PT SATIN	65315A	WRENCH ADJUSTABLE 15" HD MATT	B45-16A	PLIER ADJ JOINT 16" OAL, 4-1/4
3146	WRENCH COMBO 1-7/16" 12 PT SATIN	653L	FLEX HDL 1/2"DR. 18" CHROME	B45-7A	PLIER ADJ JOINT 7" OAL, 1" JAW
3148	WRENCH COMBO 1-1/2" 12 PT SATIN	686	SPEEDER 1/2" DR. 19-1/4" CHROM	B6A	PLIER SLIP JOINT 6-3/4" OAL, 1
3150	WRENCH COMBO 1-9/16 12 PT SATIN	697513	HEXKEY SET MET LNG ARM BAL13 PC	BRS2A	HAMMER BRASS 2 LB
3152	WRENCH COMBO 1-5/8" 12 PT SATIN	69807	HEX KEY (S2) SET TORX 7 PC LO	C2	CHISEL FLAT 1/2" X 3/8" X 5-1/
405	SOCKET DRAG LINK 1/2"DR. .150 X	698513	HEXKEY SET SAE LNGARM BAL13 PC	C22	PUNCH TAPER 3/32" X 5/16" X 5-
406	SOCKET 3/8" X 1/2" DR. 6 PT REG	699	T HDL SLIDING 11" LONG	C23	PUNCH TAPER 1/8" X 3/8" X 5-3/4
407	SOCKET 7-16" X 1/2" DR. 6 PT REG	709	U-JOINT 1/2"DR. CHROME 2-1/2"	C24	PUNCH TAPER 3/16" X 3/8" X 6-3/16
408	SOCKET 1/2" X 1/2" DR. 6 PT REG	715	EXTENSION 1/2" DR. CHROME 15"	C25	PUNCH LONG TAPER 5/32" X 3/8"
409	SOCKET 9/16" 1/2" DR. 6 PT REG	718	EXTENSION 1/2" DR. CHROME 5" L	C26	PUNCH LONG TAPER 3/16" X 7/16"
410	SOCKET 5/8" X 1/2" DR. 6 PT RE	718S	EXTENSION 1/2" DR. CHROME 2" L	C27	PUNCH TAPER 1/4" X 3/8" X 6-11
411	SOCKET 11/16" X 1/2" DR. 6 PT	719	EXTENSION 1/2" DR. CHROME 10"	C28	PUNCH PIN 1/8" X 5/16" X 4-3/4
412	SOCKET 3/4" X 1/2" DR. 6 PT REG	720	EXTENSION 1/2" DR. CHROME 20"	C28A	PUNCH PIN 5/32" X 5/16" X 5"
413	SOCKET 13/16" X 1/2" DR. 6 PT	73413	PRY BAR S'DRIVER HDL 18.25"	C28B	PUNCH PIN 3/32" X 5/16" X 4-3/4
414	SOCKET 7/8" X 1/2" DR. 6 PT RE	73615	PRY BAR ROLLING HEAD 15"NICKLE	C29	PUNCH PIN 3/16" 3/8" X 5-1/4"
415	SOCKET 15/16" X 1/2" DR. 6 PT	81200	SNIP-MAGNESIUM 12", 3.5" CUT	C3	CHISEL FLAT 5/8" X 1/2" X 6"
4206	ADAPTER 1/2" FEMALE 3/8" MALE	82001	PLIER LONG REACH HD DIAGONAL	C30	PUNCH PIN 1/4" X 3/8" X 6-1/4
4215	ADAPTER 3/8" FEMALE 1/2" MALE	82002	PLIER LONG REACH HD STRAIGHT 1	C31	PUNCH PIN 5/16" X 7/16" X 6-1/2
4216	ADAPTER 3/8" FEMALE 1/4" MALE	82003	PLIER LONG REACH HD BENT 11-1/	C32	PUNCH PRICK 3/8" X 5"
4217	ADAPTER 1/4" FEMALE 3/8" MALE	838	SCRAPER 1-1/4" WIDE BLADE 7-1/	C34	PUNCH CENTER 1/8" X 3/8" X 5-1
4254	RATCHET HEAD 3/4" DR. 32 TOOTH	839B	SCRAPER 1-1/2" WIDE BLADE 13-1	C35	PUNCH CENTER 3/16" X 1/2" X 6"
4255	RATCHET HDL 19-1/2" LONG CHROME	840	BRUSH WIRE 14" LONG	C4	CHISEL FLAT 3/4" X 5/8" X 6-1/
4288	RATCHET FLEX HDL 3/4" DR. 21"	84143	TUBE CUTTER 1/8"-1 3/4"	C404	C CLAMP CAPACITY 0-4
4295	U-JOINT 3/4" DR. 3-1/2" LONG	85800	S'DRIVER PHIL PRECISION PH00 X	C406	C CLAMP CAPACITY 0-6
4298	ADAPTER 1/2" FEMALE 3/4" MALE	85801	S'DRIVER PHIL PRECISION PH1 X	C5	CHISEL FLAT 7/8" X 3/4" X 7-1/2
4299	ADAPTER 3/4" FEMALE 1/2" MALE	85810	S'DRIVER PHIL PRECISION PH0 X	C6	CHISEL FLAT 1" X 7/8" X 7-3/4"
432	SOCKET 1" X 1/2" DR. 6 PT REG	85820	S'DRIVER SLOT'D PRECISION 5/64	C67	PRY BAR PINCH 3/4" ROUND X 24" NICKEL
433	SOCKET 1-1/16" X 1/2" DR. 6 PT	85825	S'DRIVER SLOT'D PRECISION 3/32	C68	PRY BAR PINCH 7/8"ROUND X 30" NICKEL
434	SOCKET 1-1/8" X 1/2" DR. 6 PT	85830	S'DRIVER SLOT'D PRECISION 11/6	C69	PRY BAR PINCH 1" ROUND X 36" NICKEL
435	SOCKET 1-3/16" X 1/2" DR. 6 PT	85835	S'DRIVER SLOT'D PRECISION 9/64	CBR7	PUNCH BRASS DRIFT 1/2 X 7
436	SOCKET 1-1/4" X 1/2" DR. 6 PT	85840	S'DRIVER SLOT'D PRECISION 5/32	CBR8	PUNCH BRASS DRIFT 3/4 X 8
5001	WRENCH RATCH BOX 1/4 X 5/16 6	86	RATCHET SLIDING T HEAD 3/4" DR	CF147	MIRROR INSPECTION TELESCOPIC 1
5002	WRENCH RATCH BOX 3/8 X 7/16 6	86025A	TAPE MEASURE WITH AUTO LOCK -	CH05M	NUT DRIVER 5MM
5003	WRENCH RATCH BOX 1/2 X 9/16 6	87	EXTENSION 3/4"DR. CHROME 15-1/	CH06	NUT DRIVER 3/16" BLACK
5004	WRENCH RATCH BOX 5/8 X 11/16 1	87133	MULTIMETER LARGE DISPLAY	CH06M	NUT DRIVER 6MM AMBER

739 Piece Master Set with Foam Organizers

Part No: MS1840-FO



Part No.	Description	Part No.	Description	Part No.	Description
CH07M	NUT DRIVER 7MM AMBER	LDS30	SOCKET 15/16" X 1/2" DR 6 PT DP	MD1214H	SOCKET 14MM X1/2" DR 6 PT DP
CH08	NUT DRIVER 1/4" RED	LDS32	SOCKET 1" X 1/2" DR 6 PT DP	MD1215H	SOCKET 15MM X1/2" DR 6 PT DP C
CH08M	NUT DRIVER 8MM AMBER	LDS34	SOCKET 1-1/16" X 1/2" DR 6 PT D	MD1216H	SOCKET 16MM X1/2" DR 6 PT DP C
CH09M	NUT DRIVER 9MM AMBER	LDS36	SOCKET 1-1/8" X 1/2" DR 6 PT DP	MD1217H	SOCKET 17MM X1/2" DR 6 PT DP C
CH10	NUT DRIVER 5/16" AMBER	LDS38	SOCKET 1-3/16" X 1/2" DR 6 PT DP.	MD1218H	SOCKET 18MM X1/2" DR 6 PT DP C
CH10M	NUT DRIVER 10MM AMBER	LDS40	SOCKET 1-1/4" X 1/2" DR 6 PT D	MD1219H	SOCKET 19MM X1/2" DR 6 PT DP C
CH11	NUT DRIVER 11/32" GREEN	LT26R	SOCKET SPARK PLUG 3/8" DR	MD1220H	SOCKET 20MM X 1/2" DR 6 PT DP
CH11M	NUT DRIVER 11MM AMBER	M1210H	SOCKET 10MM X 1/2" DR 6 PT	MD1221H	SOCKET 21MM X1/2" DR 6 PT DP C
CH12	NUT DRIVER 3/8" BLUE	M1211H	SOCKET 11MM X 1/2" DR 6 PT	MD1222H	SOCKET 22MM X1/2" DR 6 PT DP C
CH14	NUT DRIVER 7/16" BROWN	M1212H	SOCKET 12MM X 1/2" DR 6 PT	MD1223H	SOCKET 23MM X1/2" DR 6 PT DP C
CH16	NUT DRIVER 1/2" RED	M1213H	SOCKET 13MM X 1/2" DR 6 PT	MD1224H	SOCKET 24MM X 1/2 DR 6 PT DP C
D046101	MULTI-PURPOSE HD SHEARS	M1214H	SOCKET 14MM X 1/2" DR 6 PT	MD1225H	SOCKET 25MM X1/2" DR 6 PT DP C
D055028	AVIATION SNIP-RIGHT HAND	M1215H	SOCKET 15MM X 1/2" DR 6 PT	MD1226H	SOCKET 26MM X1/2" DR 6 PT DP C
D055029	AVIATION SNIP-STRAIGHT	M1216H	SOCKET 16MM X 1/2" DR 6 PT	MD1227H	SOCKET 27MM X1/2" DR 6 PT DP C
D055030	AVIATION SNIP-LEFT HAND	M1217H	SOCKET 17MM X 1/2" DR 6 PT	MD1228H	SOCKET 28MM X1/2" DR 6 PT DP CH
DC6150	DIGITAL CALIPERS (6" / 150MM)	M1218H	SOCKET 18MM X 1/2" DR 6 PT	MDW10L	SOCKET HEX HEAD 10MM X 1/2" DR
DW10L	SOCKET HEX HEAD 5/16" X 1/2"DR	M1219H	SOCKET 19MM X 1/2" DR 6 PT	MDW12L	SOCKET HEX HEAD 12MM X 1/2" DR
DW12L	SOCKET HEX HEAD 3/8" X 1/2"DR	M1220H	SOCKET 20MM X 1/2" DR 6 PT	MDW14L	SOCKET HEX HEAD 14MM X 1/2" DR
DW14L	SOCKET HEX HEAD 7/16" X 1/2"DR	M1221H	SOCKET 21MM X 1/2" DR 6 PT	MDW17L	SOCKET HEX HEAD 17MM X 1/2" DR
DW16L	SOCKET HEX HEAD 1/2" X 1/2"DR	M1222H	SOCKET 22MM X 1/2" DR 6 PT	MDW19L	SOCKET HEX HEAD 19MM X 1/2" DR
DW18L	SOCKET HEX HEAD 9/16"X1/2" DR	M1223H	SOCKET 23MM X 1/2" DR 6 PT	MDW6L	SOCKET HEX HEAD 6MM X 1/2" DR
DW8L	SOCKET HEX HEAD 1/4"X1/2" DR.	M1224H	SOCKET 24MM X 1/2" DR 6 PT	MDW8L	SOCKET HEX HEAD 8MM X 1/2" DR
FG35A	FEELER GAUGE FLAT BLADE 35 BLA	M1225H	SOCKET 25MM X 1/2" DR 6 PT	MF6	EXTENSION 1/4"DR FLEX 6"
FL0911M	WRENCH FLARE NUT 9MM X 11MM 6	M1226H	SOCKET 26MM X 1/2" DR 6 PT REG	MF8	EXTENSION 3/8"DR FLEX 7-
FL1012M	WRENCH FLARE NUT 10MM X 12MM 6	M1227H	SOCKET 27MM X 1/2" DR 6 PT	MFR250HD	TORQ. WR. 1/2" DR 250 FT/LB
FL1214S	WRENCH FLARE NUT 3/8 X 7/16 6	M1228H	SOCKET 28MM X 1/2" DR 6 PT	ML604	SOCKET 4MM X 1/4" DR 6 PT DP C
FL1314M	WRENCH FLARE NUT 13MM X 14MM 6	M604	SOCKET 4MM X 1/4" DR 6 PT 22	ML605	SOCKET 5MM X 1/4" DR 6 PT DP C
FL1517M	WRENCH FLARE NUT 15MM X 17MM 6	M604.5	SOCKET 4.5MM X 1/4" DR 6 PT	ML605.5	SOCKET 5.5MM X 1/4" DR 6 PT DP
FL1618M	WRENCH FLARE NUT 16MM X 18MM 6	M605	SOCKET 5MM X 1/4" DR 6 PT 22	ML606	SOCKET 6MM X 1/4" DR 6 PT DP C
FL1618S	WRENCH FLARE NUT 1/2 X 9/16 6	M605.5	SOCKET 5.5MM X 1/4" DR 6 PT	ML607	SOCKET 7MM X 1/4" DR 6 PT DP C
FL2022S	WRENCH FLARE NUT 5/8 X 11/16	M606	SOCKET 6MM X 1/4" DR 6 PT 22	ML608	SOCKET 8MM X 1/4" DR 6 PT DP C
GSP10	WRENCH PIPE 10" HD	M607	SOCKET 7MM X 1/4" DR 6 PT 22	ML609	SOCKET 9MM X 1/4" DR 6 PT DP C
GSP14	WRENCH PIPE 14" HD	M608	SOCKET 8MM X 1/4" DR 6 PT 22	ML610	SOCKET 10MM X 1/4" DR 6 PT DP
GSP8	WRENCH PIPE 8" HD	M609	SOCKET 9MM X 1/4" DR 6 PT 22	ML611	SOCKET 11MM X 1/4" DR 6 PT DP
HD28	SOCKET 7/8" X 3/4" DR 12 PT RE	M610	SOCKET 10MM X 1/4" DR 6 PT 2	ML612	SOCKET 12MM X 1/4" DR 6 PT DP
HD30	SOCKET 15/16" X 3/4" DR 12 PT R	M611	SOCKET 11MM X 1/4" DR 6 PT RE	ML613	SOCKET 13MM X 1/4" DR 6 PT DP
HD32	SOCKET 1" X 3/4" DR 12 PT REG	M612	SOCKET 12MM X 1/4" DR 6 PT 2	ML614	SOCKET 14MM X 1/4" DR 6 PT DP
HD34	SOCKET 1-1/16"X3/4" DR 12 PT REG.	M613	SOCKET 13MM X 1/4" DR 6 PT 22	MP10H	SOCKET 10MM X 1/2" DR 6 PT REG
HD36	SOCKET 1-1/8" X 3/4" DR 12 PT	M614	SOCKET 14MM X 1/4" DR 6 PT 2	MP11H	SOCKET 11MM X 1/2" DR 6 PT REG
HD38	SOCKET 1-3/16" X 3/4" DR 12 PT	M615	SOCKET 15MM X 1/4" DR 6 PT 2	MP12H	SOCKET 12MM X 1/2" DR 6 PT REG
HD40	SOCKET 1-1/4" X 3/4" DR 12 PT	MC10	WRENCH COMBO 10MM 12 PT CHROME	MP13H	SOCKET 13MM X 1/2" DR 6 PT REG
HD42	SOCKET 1-5/16" X 3/4" DR 12 PT	MC11	WRENCH COMBO 11MM 12 PT CHROME	MP14H	SOCKET 14MM X 1/2" DR 6 PT REG
HD44	SOCKET 1-3/8" X 3/4" DR 12 PT	MC12	WRENCH COMBO 12MM 12 PT CHROME	MP15H	SOCKET 15MM X 1/2" DR 6 PT REG
HD46	SOCKET 1-7/16" X 3/4" DR 12 PT	MC13	WRENCH COMBO 13MM 12 PT CHROME	MP16H	SOCKET 16MM X 1/2" DR 6 PT REG
HD48	SOCKET 1-1/2" X 3/4" DR 12 PT	MC14	WRENCH COMBO 14MM 12 PT CHROME	MP17H	SOCKET 17MM X 1/2" DR 6 PT REG
HD50	SOCKET 1-9/16" X 3/4" DR 12 PT	MC15	WRENCH COMBO 15MM 12 PT CHROME	MP18H	SOCKET 18MM X 1/2" DR 6 PT REG
HD52	SOCKET 1-5/8" X 3/4" DR 12 PT	MC16	WRENCH COMBO 16MM 12 PT CHROME	MP19H	SOCKET 19MM X 1/2" DR 6 PT REG
HD54	SOCKET 1-11/16"X3/4" DR 12 PT	MC17	WRENCH COMBO 17MM 12 PT CHROME	MP20H	SOCKET 20MM X 1/2" DR 6 PT REG
HD56	SOCKET 1-3/4" X 3/4" DR 12 PT	MC18	WRENCH COMBO 18MM 12 PT CHROME	MP21H	SOCKET 21MM X 1/2" DR 6 PT REG
HD58	SOCKET 1-13/16"X3/4" DR 12 PT	MC19	WRENCH COMBO 19MM 12 PT CHROME	MP22H	SOCKET 22MM X 1/2" DR 6 PT REG
HD60	SOCKET 1-7/8" X 3/4" DR 12 PT	MC20	WRENCH COMBO 20MM 12 PT CHROM	MP23H	SOCKET 23MM X 1/2" DR 6 PT REG
HD62	SOCKET 1-15/16"X3/4" DR 12 PT	MC21	WRENCH COMBO 21MM 12 PT CHROME	MP24H	SOCKET 24MM X 1/2" DR 6 PT REG
HD64	SOCKET 2" X 3/4" DR 12 PT REG	MC22	WRENCH COMBO 22MM 12 PT CHROME	MPD10H	SOCKET 10MM X 1/2" DR 6 PT DP
HD66	SOCKET 2-1/16" X 3/4" DR 12 PT	MC23	WRENCH COMBO 23MM 12 PT CHROME	MPD11H	SOCKET 11MM X 1/2" DR 6 PT DP
HD68	SOCKET 2-1/8" X 3/4" DR 12 PT	MC24	WRENCH COMBO 24MM 12 PT CHROME	MPD12H	SOCKET 12MM X 1/2" DR 6 PT DP
HD70	SOCKET 2-3/16" X 3/4" DR 12 PT	MC25	WRENCH COMBO 25MM 12 PT CHROME	MPD13H	SOCKET 13MM X 1/2" DR 6 PT DP
HD72	SOCKET 2-1/4" X 3/4" DR 12 PT	MC26	WRENCH COMBO 26MM 12 PT CHROM	MPD14H	SOCKET 14MM X 1/2" DR 6 PT DP
HD74	SOCKET 2-5/16" X 3/4" DR 12 PT	MC27	WRENCH COMBO 27MM 12 PT CHROME	MPD15H	SOCKET 15MM X 1/2" DR 6 PT DP
HD76	SOCKET 2-3/8" X 3/4" DR 12 PT	MC28	WRENCH COMBO 28MM 12 PT CHROME	MPD16H	SOCKET 16MM X 1/2" DR 6 PT DP
IMD208K	3/8" DR. IMPACT DRIVER SET	MC29	WRENCH COMBO 29MM 12 PT CHROME	MPD17H	SOCKET 17MM X 1/2" DR 6 PT DP
K9	PICK UP TOOL MECHANICAL FINGER	MC30	WRENCH COMBO 30MM 12 PT CHROME	MPD18H	SOCKET 18MM X 1/2" DR 6 PT DP
LDS12	SOCKET 3/8" X 1/2" DR 6PT DP	MC32	WRENCH COMBO 32MM 12 PT CHROME	MPD19H	SOCKET 19MM X 1/2" DR 6 PT DEE
LDS14	SOCKET 7/16" X 1/2" DR 6 PT DP	MC36	WRENCH COMBO 36MM 12 PT SATIN	MPD20H	SOCKET 20MM X 1/2" DR 6 PT DP
LDS16	SOCKET 1/2" X 1/2" DR 6 PT DP	MC6	WRENCH COMBO 6MM 12 PT CHROME	MPD21H	SOCKET 21MM X 1/2" DR 6 PT DP
LDS18	SOCKET 9/16" X 1/2" DR 6 PT DP	MC7	WRENCH COMBO 7MM 12 PT CHROME	MPD22H	SOCKET 22MM X 1/2" DR 6 PT DP
LDS20	SOCKET 5/8" X 1/2" DR 6 PT DP	MC8	WRENCH COMBO 8MM 12 PT CHROME	MPD23H	SOCKET 23MM X 1/2" DR 6 PT DP
LDS22	SOCKET 11/16" X 1/2" DR 6 PT DP.	MC9	WRENCH COMBO 9MM 12 PT CHROME	MPD24H	SOCKET 24MM X 1/2" DR 6 PT DP
LDS24	SOCKET 3/4" X 1/2" DR 6 PT DP	MD1210H	SOCKET 10MM X 1/2 DR 6 PT DP CHROME	MPD25H	SOCKET 25MM X 1/2" DR 6 PT DP
LDS26	SOCKET 13/16" X 1/2" DR 6 PT DP	MD1212H	SOCKET 12MM X1/2" DR 6 PT DP	MPD27H	SOCKET 27MM X 1/2" DR 6 PT DP
LDS28	SOCKET 7/8" X 1/2" DR 6 PT DP	MD1213H	SOCKET 13MM X1/2" DR 6 PT DP	MPD30H	SOCKET 30MM X 1/2" DR 6 PT DP

739 Piece Master Set with Foam Organizers

Part No: MS1840-FO



Part No.	Description	Part No.	Description	Part No.	Description
MRB1112	WRENCH RATCH BOX 11MMX12MM 6	PHU18L	U-JOINT 9/16 X 1/2 DR 6PT DP	T9	SPEEDER 3/8" DR 16" OAL CHROME
MRB1314	WRENCH RATCH BOX 13MMX14MM 6	PHU20L	U-JOINT 5/8 X 1/2 DR 6PT DP IMP	T9040	RATCHET 3/8" DR. 40 TOOTH
MRB1517	WRENCH RATCH BOX 15MMX17MM 12	PHU22L	U-JOINT 11/16 X 1/2 DR 6PT DP	TH12	SOCKET 3/8" X 3/8" DR 6 PT REG
MRB78	WRENCH RATCH BOX 7MMX8MM 6 PT	PHU24L	U-JOINT 3/4 X 1/2 DR 6PT DP IM	TH14	SOCKET 7/16" X 3/8" DR 6 PT REG
MRB910	WRENCH RATCH BOX 9MMX10MM 6 PT	PHU26L	U-JOINT 13/16 X 1/2 DR 6PT DP	TH16	SOCKET 1/2" X 3/8" DR 6 PT REG
MS1840-FT	FOAM TRAYS FOR MS1840-FO	PHU28L	U-JOINT 7/8 X 1/2 DR 6PT DP IM	TH18	SOCKET 9/16" X 3/8" DR 6 PT REG
MT10H	SOCKET 10MM X 3/8" DR 6 PT REG	PHU30L	U-JOINT 15/16 X 1/2 DR 6PT DP	TH20	SOCKET 5/8" X 3/8" DR 6 PT REG
MT11H	SOCKET 11MM X 3/8" DR 6 PT REG	PL2406	SOCKET 3/8" X 1/2" DR 6 PT DP	TH22	SOCKET 11/16" X 3/8" DR 6 PT REG
MT12H	SOCKET 12MM X 3/8" DR 6 PT REG	PL2407	SOCKET 7/16" X 1/2" DR 6 PT DP	TH24	SOCKET 3/4" X 3/8" DR 6 PT REG
MT13H	SOCKET 13MM X 3/8" DR 6 PT REG	PL2408	SOCKET 1/2" X 1/2" DR 6 PT DP	TH26	SOCKET 13/16" X 3/8" DR 6 PT REG
MT14H	SOCKET 14MM X 3/8" DR 6 PT REG	PL2409	SOCKET 9/16" X 1/2" DR 6 PT DP	TH28	SOCKET 7/8" X 3/8" DR 6 PT REG
MT15H	SOCKET 15MM X 3/8" DR 6 PT REG	PL2410	SOCKET 5/8" X 1/2" DR 6 PT DP	TH30	SOCKET 15/16 X 3/8" DR 6 PT REG
MT16H	SOCKET 16MM X 3/8" DR 6 PT REG	PL2411	SOCKET 11/16" X 1/2" DR 6 PT DP	TH32	SOCKET 1" X 3/8" DR 6 PT REG C
MT17H	SOCKET 17MM X 3/8" DR 6 PT REG	PL2412	SOCKET 3/4" X 1/2" DR 6 PT DP	TU120A	U-JOINT 3/8" X 3/8" DR 6 PT SA
MT18H	SOCKET 18MM X 3/8" DR 6 PT REG	PL2413	SOCKET 13/16" X 1/2" DR 6 PT DP	TU140A	U-JOINT 7/16" X 3/8" DR 6 PT S
MT19H	SOCKET 19MM X 3/8" DR 6 PT REG	PL2414	SOCKET 7/8" X 1/2" DR 6 PT DP	TU160A	U-JOINT 1/2" X 3/8" DR 6 PT SA
MT9H	SOCKET 9MM X 3/8" DR 6 PT REG	PL2415	SOCKET 15/16" X 1/2" DR 6 PT D	TU180A	U-JOINT 9/16" X 3/8" DR 6 PT S
MTF10HA	U-JOINT 10MM X 3/8" DR 6 PT CH	PL2432	SOCKET 1" X 1/2" DR 6 PT IM	TU200A	U-JOINT 5/8" X 3/8" DR 6 PT SA
MTF11HA	U-JOINT 11MM X 3/8" DR 6 PT CH	PL2433	SOCKET 1-1/16" X 1/2" DR 6 PT	TU220A	U-JOINT 11/16" X 3/8" DR 6 PT
MTF12HA	U-JOINT 12MM X 3/8" DR 6 PT CH	PL2434	SOCKET 1-1/8" X 1/2" DR 6 PT DP	TU240A	U-JOINT 3/4" X 3/8" DR 6 PT SA
MTF13HA	U-JOINT 13MM X 3/8" DR 6 PT CH	PL2435	SOCKET 1-3/16" X 1/2" DR 6 PT	TW10	SOCKET HEX HEAD 5/16" X 3/8" DR
MTF14HA	U-JOINT 14MM X 3/8" DR 6 PT CH	PL2436	SOCKET 1-1/4" X 1/2" DR 6 PT DP	TW12	SOCKET HEX HEAD 3/8" X 3/8" DR
MTF15HA	U-JOINT 15MM X 3/8" DR 6 PT CH	PL2437	SOCKET 1-5/16" X 1/2" DR 6 PT	TW4	SOCKET HEX HEAD 1/8" X 3/8" DR
MTF16HA	U-JOINT 16MM X 3/8" DR 6 PT CH	PL2438	SOCKET 1-3/8" X 1/2" DR 6 PT DP	TW5	SOCKET HEX HEAD 5/32" X 3/8" D
MTF17HA	U-JOINT 17MM X 3/8" DR 6 PT CH	PO50A	PULLER SET GEAR 4"	TW6	SOCKET HEX HEAD 3/16" X 3/8" D
MTF18HA	U-JOINT 18MM X 3/8" DR 6 PT CH	PO60A	PULLER SET GEAR 6-7-8"	TW7	SOCKET HEX HEAD 7/32" X 3/8" D
MTF19HA	U-JOINT 19MM X 3/8" DR 6 PT CH	RB121A	S'DRIVER SQUARE RECESS STUBBY	TW8	SOCKET HEX HEAD 1/4" X 3/8" DR
MTL10H	SOCKET 10MM X 3/8" DR 6 PT DP	RB122A	S'DRIVER SQUARE RECESS STUBBY	TX627	SOCKET TORX HEAD 1/2" DR T27
MTL11H	SOCKET 11MM X 3/8" DR 6 PT DP C	RB221	S'DRIVER SQUARE RECESS #1 TIP	TX630	SOCKET TORX HEAD 1/2" DR T30
MTL12H	SOCKET 12MM X 3/8" DR 6 PT DP C	RB222	S'DRIVER SQUARE RECESS #2 TIP	TX640	SOCKET TORX HEAD 1/2" DR T40
MTL13H	SOCKET 13MM X 3/8" DR 6 PT DP C	S012	S'DRIVER SLOTTED 12" SQ BLADE	TX645	SOCKET TORX HEAD 1/2" DR T45
MTL14H	SOCKET 14MM X 3/8" DR 6 PT DP CHROME	SD14	DRIVER HAND 1/4 FLEXC	TX650	SOCKET TORX HEAD 1/2" DR T50
MTL15H	SOCKET 15MM X 3/8" DR 6 PT DP C	SE50-1	SCREW EXTRACTOR - DRILL SIZE S	TX655	SOCKET TORX HEAD 1/2" DR T55
MTL16H	SOCKET 16MM X 3/8" DR 6 PT DP C	SE50-10	SCREW EXTRACTOR DRILL SIZ 1-1/2"	TX660	SOCKET TORX HEAD 1/2" DR T60
MTL17H	SOCKET 17MM X 3/8" DR 6 PT DP C	SE50-2	SCREW EXTRACTOR - DRILL SIZE 3	TXS608A	S'DRIVER TORX T8
MTL18H	SOCKET 18MM X 3/8" DR 6 PT DP C	SE50-3	SCREW EXTRACTOR - DRILL SIZE 1	TXS610A	S'DRIVER TORX T10
MTL19H	SOCKET 19MM X 3/8" DR 6 PT DP C	SE50-4	SCREW EXTRACTOR - DRILL SIZE 5	TXS615A	S'DRIVER TORX T15
MTL9H	SOCKET 9MM X 3/8" DR 6 PT DP CH	SE50-5	SCREW EXTRACTOR - DRILL SIZE 3	TXS620A	S'DRIVER TORX T20
MTW10	SOCKET HEX HEAD 10MM X 3/8" DR	SE50-6	SCREW EXTRACTOR - DRILL SIZE 1	TXS625A	S'DRIVER TORX T25
MTW4	SOCKET HEX HEAD 4MM X 3/8" DR	SE50-7	SCREW EXTRACTOR - DRILL SIZE 9	TXS627A	S'DRIVER TORX T27
MTW5	SOCKET HEX HEAD 5MM X 3/8" DR	SE50-8	SCREW EXTRACTOR - DRILL SIZE 2	TXS630A	S'DRIVER TORX T30
MTW6	SOCKET HEX HEAD 6MM X 3/8" DR	SE50-9	SCREW EXTRACTOR - DRILL SIZE 1	V10	SOCKET 5/16" X 1/4" DR 6 PT REG
MTW7	SOCKET HEX HEAD 7MM X 3/8" DR	SF-2	HAMMER 32 OZ DEAD BLOW "POWER	V11	SOCKET 11/32" X 1/4" DR 6 PT REG
MTW8	SOCKET HEX HEAD 8MM X 3/8" DR	T120	SOCKET 3/8" X 3/8" DR 6 PT DP	V12	SOCKET 3/8" X 1/4" DR 6 PT REG
MTW9	SOCKET HEX HEAD 9MM X 3/8" DR	T140	SOCKET 7/16" X 3/8" DR 6 PT DP	V14	SOCKET 7/16" X 1/4" DR 6 PT REG
P175	SCREW STARTER PHILLIPS 5" OAL	T160	SOCKET 1/2" X 3/8" DR 6 PT DP	V16	SOCKET 1/2" X 1/4" DR 6 PT REG
P2406	SOCKET 3/8" X 1/2" DR 6 PT REG	T180	SOCKET 9/16" X 3/8" DR 6 PT DP	V17	DRIVER SLIDING T HDL 4-1/2" OAL
P2407	SOCKET 7/16" X 1/2" DR 6 PT REG.	T200	SOCKET 5/8" X 3/8" DR 6 PT DP	V18	SOCKET 9/16" X 1/4" DR 6 PT REG.
P2408	SOCKET 1/2" X 1/2" DR 6 PT REG	T220	SOCKET 11/16" X 3/8" DR 6 PT DP	V2536	1/4" DR. 36 TOOTH RATCHET
P2409	SOCKET 9/16" X 1/2" DR 6 PT REG.	T240	SOCKET 3/4" X 3/8" DR 6 PT DP	V26	RATCHET FLEX HDL 1/4" DR CHROM
P2410	SOCKET 5/8" X 1/2" DR 6 PT REG	T260	SOCKET 13/16" X 3/8" DR 6 PT DP	V6	SOCKET 3/16" X 1/4" DR 6 PT REG
P2411	SOCKET 11/16" X 1/2" DR 6 PT R	T280	SOCKET 7/8" X 3/8" DR 6 PT DP	v602	EXTENSION 1/4" DR 2" OAL CHROME
P2412	SOCKET 3/4" X 1/2" DR 6 PT REG	T3	U-JOINT 3/8" DR 1-3/4" OAL CHR	V603	EXTENSION 1/4" DR 3" OAL CHROM
P2413	SOCKET 13/16" X 1/2" DR 6 PT R	T30	RATCHET FLEX HDL 3/8" DR 9" OAL	V606	EXTENSION 1/4" DR 6" OAL CHROME
P2414	SOCKET 7/8" X 1/2" DR 6 PT REG	T300	SOCKET 15/16" X 3/8" DR 6 PT D	V610	EXTENSION 1/4" DR 10" OAL CHROME
P2415	SOCKET 15/16" X 1/2" DR 6 PT R	T31	EXTENSION 3/8" DR 3" OAL CHROME	V7	SOCKET 7/32" X 1/4" DR 6 PT RE
P2432	SOCKET 1" X 1/2" DR 6 PT REG.	T320	SOCKET 1" X 3/8" DR 6 PT DP	V760	U-JOINT 1/4" DR 1-1/4" OAL
P2433	SOCKET 1-1/16" X 1/2" DR 6 PT	T36	RATCHET SLIDING T HDL 3/8" DR	V780	DRIVER HAND 1/4" DR CHROME
P2434	SOCKET 1-1/8" X 1/2" DR 6 PT R	T4	EXTENSION 3/8" DR 6" OAL CHROME	V8	SOCKET 1/4" X 1/4" DR 6 PT REG
P2435	SOCKET 1-3/16 X 1/2 DR 6 PT RE	T41	EXTENSION 3/8" DR 8" OAL CHROME	V9	SOCKET 9/32" X 1/4" DR 6 PT REG
P2436	SOCKET 1-1/4" X 1/2" DR 6 PT R	T42	DRIVER HAND 3/8" DR 6-1/8" OAL	VL10	SOCKET 5/16" X 1/4" DR 6 PT DP
P2437	SOCKET 1-5/16" X 1/2" DR 6 PT	T5	EXTENSION 3/8" DR 12" OAL CHROME	VL11	SOCKET 11/32" X 1/4" DR 6 PT DP
P2438	SOCKET 1-3/8" X 1/2" DR 6 PT R	T606	SOCKET TORX HEAD 3/8" DR T6	VL12	SOCKET 3/8" X 1/4" DR 6 PT DEEP
P4-105A	EXTENSION IMP 1/2" DR 1/2"	T607	SOCKET TORX HEAD 3/8" DR T7	VL14	SOCKET 7/16" X 1/4" DR 6 PT DEEP
P4-110A	EXTENSION IMP 1/2" DR 1/2"	T608	SOCKET TORX HEAD 3/8" DR T8	VL16	SOCKET 1/2" X 1/4" DR 6 PT DEEP
P4-140A	U-JOINT IMP 1/2" DR 2-11/32"	T609	SOCKET TORX HEAD 3/8" DR T9	VL18	SOCKET 9/16" X 1/4" DR 6 PT DP
PCH-1A	PUNCH & CHISEL HOLDER 8" OAL	T610	SOCKET TORX HEAD 3/8" DR T10	VL6	SOCKET 3/16" X 1/4" DR 6 PT DEEP
PH20	HAMMER SOFTHEAD 16 OZ HEAD 12"	T615	SOCKET TORX HEAD 3/8" DR T15	VL7	SOCKET 7/32" X 1/4" DR 6 PT DP.
PH30	HAMMER RUBBER MALLET 16" OAL 2	T620	SOCKET TORX HEAD 3/8" DR T20	VL8	SOCKET 1/4" X 1/4" DR 6 PT DEEP
PHU12L	U-JOINT 3/8 X 1/2 DR 6PT DP IMP	T625	SOCKET TORX HEAD 3/8" DR T25	VL9	SOCKET 9/32" X 1/4" DR 6 PT DP
PHU14L	U-JOINT 7/16 X 1/2 DR 6PT DP IMP	T627	SOCKET TORX HEAD 3/8" DR T27		
PHU16L	U-JOINT 1/2 X 1/2 DR 6PT DP IMP	T83	RATCHET 3/8" DR. FLEX HD (STRA		



GRAY TOOLS

FIÈREMENT  CANADIEN

ENSEMBLE-MODÈLE POUR TECHNICIEN AVEC PLATEAUX EN MOUSSE - 793 PIÈCES



**Outils inclus dans des plateaux
de rangement en mousse**

N° d'article : MS1840-FO

**Comprend les articles n^{os}
99508SB (coffre à outils) et
99113SB (servante d'atelier)**

Ce système personnalisé comprend un assortiment d'outils soigneusement sélectionnés, ainsi que des plateaux de rangement bicolores en mousse préformée en 3D à l'aide d'une machine-outil de précision fonctionnant par CNC, laquelle mousse résiste à l'huile et aux solvants. Ces plateaux de rangement, qui sont compatibles avec la méthode des 5 S, offrent une place propre à chaque outil, afin de le repérer et le récupérer facilement, ainsi que la capacité d'effectuer des vérifications visuelles instantanées permettant de voir immédiatement quels outils sont manquants.

**Ensemble-modèle avec
plateaux en mousse, 793 pcs
N° d'article : MS1840-FO**

**Balayer ce code pour voir
les outils inclus en photos**



Cavités de rangement découpées
au laser et bien ajustées.



Marques gravées au laser
identifiant chaque outil.

En vente chez :

Communiquez avec nous au 1 800 567-0518 ou à l'adresse
info@graytools.com pour en apprendre davantage.



GRAY TOOLS

FIÈREMENT  CANADIEN

MS1840-FO Coffre à outils avec plateaux en mousse, n° 99508SB



Les tiroirs 7 & 8 sont vides.



29½ po (larg.) x 21 po (prof.) x 1¼ po (haut.)



29½ po (larg.) x 21 po (prof.) x 1¼ po (haut.)




29½ po (larg.) x 21 po (prof.) x 1¼ po (haut.)



29½ po (larg.) x 21 po (prof.) x 1¼ po (haut.)



16 po (larg.) x 21 po (prof.) x 1¼ po (haut.)



16 po (larg.) x 21 po (prof.) x 1¼ po (haut.)



GRAY TOOLS

FIÈREMENT CANADIEN

MS1840-FO Servante d'atelier avec plateaux en mousse, n° 99113SB



48 1/2 po (larg.) x 21 po (prof.) x 1 1/4 po (haut.)



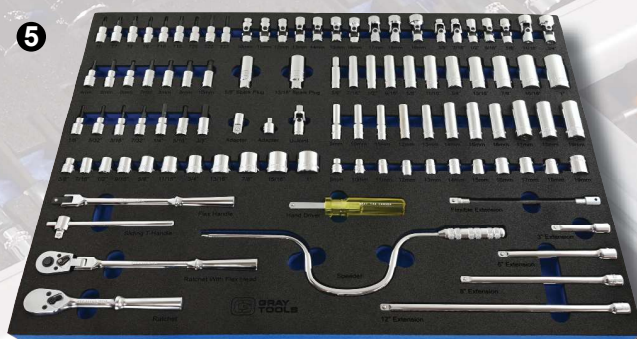
29 1/2 po (larg.) x 21 po (prof.) x 1 1/4 po (haut.)



29 1/2 po (larg.) x 21 po (prof.) x 1 1/4 po (haut.)



29 1/2 po (larg.) x 21 po (prof.) x 1 1/4 po (haut.)



29 1/2 po (larg.) x 21 po (prof.) x 1 1/4 po (haut.)



29 1/2 po (larg.) x 21 po (prof.) x 1 1/4 po (haut.)



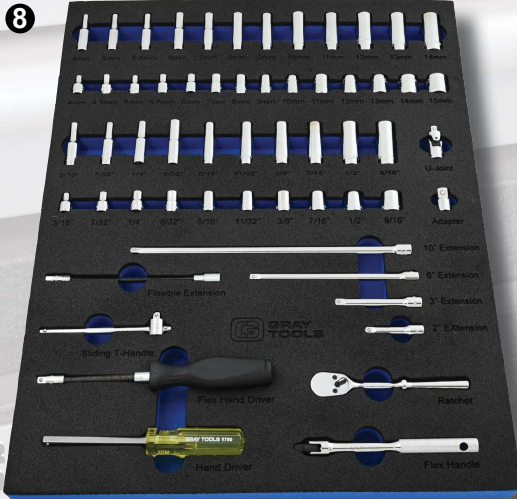
29 1/2 po (larg.) x 21 po (prof.) x 1 1/4 po (haut.)



GRAY TOOLS

PROUDLY  CANADIAN

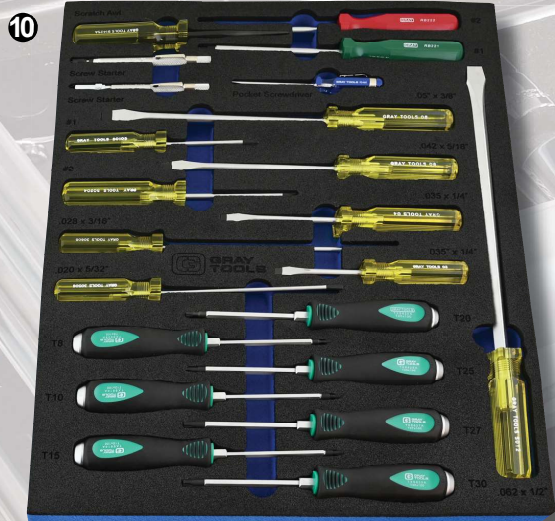
MS1840-FO Servante d'atelier avec plateaux en mousse, n° 99113SB



16 po (larg.) x 21 po (prof.) x 1 1/4 po (haut.)



16 po (larg.) x 21 po (prof.) x 1 1/4 po (haut.)



16 po (larg.) x 21 po (prof.) x 1 1/4 po (haut.)



16 po (larg.) x 21 po (prof.) x 1 1/4 po (haut.)



16 po (larg.) x 21 po (prof.) x 1 1/4 po (haut.)



16 po (larg.) x 21 po (prof.) x 1 1/4 po (haut.)

Ensemble-modèle avec plateaux en mousse - 793 pièces

N° d'article : MS1840-FO



N° d'article	Description	N° d'article	Description	N° d'article	Description
03	S'DRIVER SLOTTED 3" LONG	5005	WRENCH RATCH BOX 3/4 X 7/8 12	8740L	RATCHET 1/2" DR. 40 TOOTH
04	S'DRIVER SLOTTED 4" LONG	5006	WRENCH RATCH BOX 5/8 X 3/4 12	8799F	RATCHET 1/2" DR FLX HDL (40T)
06	S'DRIVER SLOTTED 6" LONG	5007	WRENCH RATCH BOX 13/16X15/16	88	EXTENSION 3/4"DR. CHROME 8" LO
08	S'DRIVER SLOTTED 8" LONG	5008	WRENCH RATCH BOX 1 X 1-1/16 12	8840	1/2" DR. 40T RATCHET QR 10"
111-07F	7" LOCKING PLIER-CURVED JAWS	50101A	S'DRIVER PHILLIPS STUBBY NO.1	88S	EXTENSION 3/4"DR. CHROME 4" LO
121-10F	10" LOCKING PLIER-CURVED JAWS	50103	S'DRIVER PHILLIPS NO. 1 OAL 6-	89931	MAGNETIC PICK-UP TOOL LIFTS 6
127	SCREW STARTER SLOTTED 5" LONG	50201A	S'DRIVER PHILLIPS STUBBY NO.2	91425A	SCRATCH AWL OAL 7-3/4"
127F06	6" LOCKING PLIER - LONG NOSE	50204	S'DRIVER PHILLIPS NO. 2 OAL 7-	92129	DRILL BIT SET 29 PC SAE COBALT
21221	SOCKET, 3/8"DR. SPARK PLG 5/8	63208	SHORT COMB.WR.1/4	92340	TAP & DIE SET SAE 40PC ALLOY
212E	HAMMER BALL PEIN 24OZ HEAD	63210	SHORT COMB.WR.5/16	92440	TAPE & DIE SET MET.40 PC ALLOY
212G	HAMMER BALL PEIN 16OZ HEAD	63212	SHORT COMB.WR.3/8	92460	S'DRIVER SLOTTED POCKET CLIP O
213	AUTO-RETRACTING UTILITY KNIFE	63214	SHORT COMB.WR.7/16	99113SB	ROLLER CABINET 13 DRAWER BB SA
2682HD	HACKSAW HD (BI-METAL BLADE)	63216	SHORT COMB.WR.1/2	99508SB	TOP BOX 8 DRAWER BB SAFETY LAT
30506	S'DRIVER SLOTTED/ELECT OAL 9-1	63218	SHORT COMB.WR.9/16	B106	PLIER SNAP RING CONVERT INT/EX
30608	S'DRIVER SLOTTED/ELECT OAL 11-	63220	SHORT COMB.WR.5/8	B107	PLIER SNAP RING CONVERT INT/EX
30801A	S'DRIVER SLOTTED STUBBY (1/4")	63222	SHORT COMB.WR.11/16	B108	PLIER SNAP RING CONVERT INT/EX
3108	WRENCH COMBO 1/4" 12 PT CHROME	63224	SHORT COMB.WR.3/4	B109	PLIER SNAP RING CONVERT. INT/E
3110	WRENCH COMBO 5/16" 12 PT CHROME	64206	SHORT COMB.WR.6MM	B10A	PLIER SLIP JOINT 9-7/8"OAL.1-
3111	WRENCH COMBO 11/32" 12 PT CHR	64207	SHORT COMB.WR.7MM	B121	PLIER ELECTRICAL/ELECTRONIC 5
3112	WRENCH COMBO 3/8" 12 PT CHROME	64208	SHORT COMB.WR.8MM	B126	PLIER SNAP RING CONVERT .038 T
3114	WRENCH COMBO 7/16" 12 PT CHROME	64209	SHORT COMB.WR.9MM	B127	PLIER SNAP RING CONVERT .047 T
3116	WRENCH COMBO 1/2" 12 PT CHROME	64210	SHORT COMB.WR.10MM	B128	PLIER SNAP RING CONVERT .070 T
3118	WRENCH COMBO 9/16" 12 PT CHROME	64211	SHORT COMB.WR.11MM	B129	PLIER SNAP RING CONVERT .090 T
3120	WRENCH COMBO 5/8" 12 PT CHROME	64212	SHORT COMB.WR.12MM	B136	PLIER SNAP RING CONVERT .038 T
3122	WRENCH COMBO 11/16" 12 PT CHROME	64213	SHORT COMB.WR.13MM	B137	PLIER SNAP RING CONVERT .047 T
3124	WRENCH COMBO 3/4" 12 PT CHROME	64214	SHORT COMB.WR.14MM	B138	PLIER SNAP RING CONVERT .070 T
3126	WRENCH COMBO 13/16" 12 PT CHROME	64215	SHORT COMB.WR.15MM	B139	PLIER SNAP RING CONVERT .090 T
3128	WRENCH COMBO 7/8" 12 PT CHROME	64216	SHORT COMB.WR.16MM	B212B	PLIER LINEMANS COMB. 7-1/4"
3130	WRENCH COMBO 15/16" 12 PT CHROME	64217	SHORT COMB.WR.17MM	B230B	PLIER NEEDLE NOSE W CUT 5-1/2"
3132	WRENCH COMBO 1" 12 PT CHROME	64218	SHORT COMB.WR.18MM	B232B	PLIER NEEDLE NOSE W CUTTER 8"
3134	WRENCH COMBO 1-1/16" 12 PT CHROME	64219	SHORT COMB.WR.19MM	B239B	PLIER NN BND 40 DEG CUT 8"
3136	WRENCH COMBO 1-1/8" 12 PT CHROME	65306A	WRENCH ADJUSTABLE 6" HD MATT F	B240B	PLIER SIDE CUT SLIMNOSE 5-1/2"
3138	WRENCH COMBO 1-3/16"12 PT CHROME	65308A	WRENCH ADJUSTABLE 8" HD MATT F	B246B	PLIERS DIAG HD SIDE CUT 7.25"
3140	WRENCH COMBO 1-1/4" 12 PT CHROME	65310A	WRENCH ADJUSTABLE 10" HD MATT	B295A	PLIER DUCKBILL 8"
3142	WRENCH COMBO 1-5/16" 12 PT CHROME	65312A	WRENCH ADJUSTABLE 12" HD MATT	B45-10A	PLIER ADJ JOINT 10.5" OAL
3144	WRENCH COMBO 1-3/8" 12 PT SATIN	65315A	WRENCH ADJUSTABLE 15" HD MATT	B45-16A	PLIER ADJ JOINT 16" OAL, 4-1/4
3146	WRENCH COMBO 1-7/16" 12 PT SATIN	653L	FLEX HDL 1/2"DR. 18" CHROME	B45-7A	PLIER ADJ JOINT 7" OAL, 1" JAW
3148	WRENCH COMBO 1-1/2" 12 PT SATIN	686	SPEEDER 1/2" DR. 19-1/4" CHROM	B6A	PLIER SLIP JOINT 6-3/4" OAL, 1
3150	WRENCH COMBO 1-9/16 12 PT SATIN	697513	HEXKEY SET MET LNG ARM BAL13 PC	BRS2A	HAMMER BRASS 2 LB
3152	WRENCH COMBO 1-5/8" 12 PT SATIN	69807	HEX KEY (S2) SET TORX 7 PC LO	C2	CHISEL FLAT 1/2" X 3/8" X 5-1/
405	SOCKET DRAG LINK 1/2"DR. .150 X	698513	HEXKEY SET SAE LNGARM BAL13 PC	C22	PUNCH TAPER 3/32" X 5/16" X 5-
406	SOCKET 3/8" X 1/2" DR. 6 PT REG	699	T HDL SLIDING 11" LONG	C23	PUNCH TAPER 1/8" X 3/8" X 5-3/4
407	SOCKET 7-16" X 1/2" DR. 6 PT REG	709	U-JOINT 1/2"DR. CHROME 2-1/2"	C24	PUNCH TAPER 3/16" X 3/8" X 6-3/16
408	SOCKET 1/2" X 1/2" DR. 6 PT REG	715	EXTENSION 1/2" DR. CHROME 15"	C25	PUNCH LONG TAPER 5/32" X 3/8"
409	SOCKET 9/16" 1/2" DR. 6 PT REG	718	EXTENSION 1/2" DR. CHROME 5" L	C26	PUNCH LONG TAPER 3/16" X 7/16"
410	SOCKET 5/8" X 1/2" DR. 6 PT RE	718S	EXTENSION 1/2" DR. CHROME 2" L	C27	PUNCH TAPER 1/4" X 3/8" X 6-11
411	SOCKET 11/16" X 1/2" DR. 6 PT	719	EXTENSION 1/2" DR. CHROME 10"	C28	PUNCH PIN 1/8" X 5/16" X 4-3/4
412	SOCKET 3/4" X 1/2" DR. 6 PT REG	720	EXTENSION 1/2" DR. CHROME 20"	C28A	PUNCH PIN 5/32" X 5/16" X 5"
413	SOCKET 13/16" X 1/2" DR. 6 PT	73413	PRY BAR S'DRIVER HDL 18.25"	C28B	PUNCH PIN 3/32" X 5/16" X 4-3/4
414	SOCKET 7/8" X 1/2" DR. 6 PT RE	73615	PRY BAR ROLLING HEAD 15"NICKLE	C29	PUNCH PIN 3/16" 3/8" X 5-1/4"
415	SOCKET 15/16" X 1/2" DR. 6 PT	81200	SNIP-MAGNESIUM 12", 3.5" CUT	C3	CHISEL FLAT 5/8" X 1/2" X 6"
4206	ADAPTER 1/2"FEMALE 3/8"MALE	82001	PLIER LONG REACH HD DIAGONAL	C30	PUNCH PIN 1/4" X 3/8" X 6-1/4
4215	ADAPTER 3/8" FEMALE 1/2"MALE	82002	PLIER LONG REACH HD STRAIGHT 1	C31	PUNCH PIN 5/16" X 7/16" X 6-1/2
4216	ADAPTER 3/8" FEMALE 1/4"MALE	82003	PLIER LONG REACH HD BENT 11-1/	C32	PUNCH PRICK 3/8" X 5"
4217	ADAPTER 1/4" FEMALE 3/8"MALE	838	SCRAPER 1-1/4" WIDE BLADE 7-1/	C34	PUNCH CENTER 1/8" X 3/8" X 5-1
4254	RATCHET HEAD 3/4" DR. 32 TOOTH	839B	SCRAPER 1-1/2" WIDE BLADE 13-1	C35	PUNCH CENTER 3/16" X 1/2" X 6"
4255	RATCHET HDL 19-1/2" LONG CHROME	840	BRUSH WIRE 14" LONG	C4	CHISEL FLAT 3/4" X 5/8" X 6-1/
4288	RATCHET FLEX HDL 3/4" DR. 21"	84143	TUBE CUTTER 1/8"-1 3/4"	C404	C CLAMP CAPACITY 0-4
4295	U-JOINT 3/4" DR. 3-1/2" LONG	85800	S'DRIVER PHIL PRECISION PH00 X	C406	C CLAMP CAPACITY 0-6
4298	ADAPTER 1/2" FEMALE 3/4" MALE	85801	S'DRIVER PHIL PRECISION PH1 X	C5	CHISEL FLAT 7/8" X 3/4" X 7-1/2
4299	ADAPTER 3/4" FEMALE 1/2" MALE	85810	S'DRIVER PHIL PRECISION PH0 X	C6	CHISEL FLAT 1" X 7/8" X 7-3/4"
432	SOCKET 1" X 1/2" DR. 6 PT REG	85820	S'DRIVER SLOT'D PRECISION 5/64	C67	PRY BAR PINCH 3/4" ROUND X 24" NICKEL
433	SOCKET 1-1/16" X 1/2" DR. 6 PT	85825	S'DRIVER SLOT'D PRECISION 3/32	C68	PRY BAR PINCH 7/8"ROUND X 30" NICKEL
434	SOCKET 1-1/8" X 1/2" DR. 6 PT	85830	S'DRIVER SLOT'D PRECISION 11/6	C69	PRY BAR PINCH 1" ROUND X 36" NICKEL
435	SOCKET 1-3/16" X 1/2" DR. 6 PT	85835	S'DRIVER SLOT'D PRECISION 9/64	CBR7	PUNCH BRASS DRIFT 1/2 X 7
436	SOCKET 1-1/4" X 1/2" DR. 6 PT	85840	S'DRIVER SLOT'D PRECISION 5/32	CBR8	PUNCH BRASS DRIFT 3/4 X 8
5001	WRENCH RATCH BOX 1/4 X 5/16 6	86	RATCHET SLIDING T HEAD 3/4" DR	CF147	MIRROR INSPECTION TELESCOPIC 1
5002	WRENCH RATCH BOX 3/8 X 7/16 6	86025A	TAPE MEASURE WITH AUTO LOCK -	CH05M	NUT DRIVER 5MM
5003	WRENCH RATCH BOX 1/2 X 9/16 6	87	EXTENSION 3/4"DR. CHROME 15-1/	CH06	NUT DRIVER 3/16" BLACK
5004	WRENCH RATCH BOX 5/8 X 11/16 1	87133	MULTIMETER LARGE DISPLAY	CH06M	NUT DRIVER 6MM AMBER

Ensemble-modèle avec plateaux en mousse - 793 pièces

N° d'article : MS1840-FO



N° d'article	Description
CH07M	NUT DRIVER 7MM AMBER
CH08	NUT DRIVER 1/4" RED
CH08M	NUT DRIVER 8MM AMBER
CH09M	NUT DRIVER 9MM AMBER
CH10	NUT DRIVER 5/16" AMBER
CH10M	NUT DRIVER 10MM AMBER
CH11	NUT DRIVER 11/32" GREEN
CH11M	NUT DRIVER 11MM AMBER
CH12	NUT DRIVER 3/8" BLUE
CH14	NUT DRIVER 7/16" BROWN
CH16	NUT DRIVER 1/2" RED
D046101	MULTI-PURPOSE HD SHEARS
D055028	AVIATION SNIP-RIGHT HAND
D055029	AVIATION SNIP-STRAIGHT
D055030	AVIATION SNIP-LEFT HAND
DC6150	DIGITAL CALIPERS (6" / 150MM)
DW10L	SOCKET HEX HEAD 5/16" X 1/2"DR
DW12L	SOCKET HEX HEAD 3/8" X 1/2"DR
DW14L	SOCKET HEX HEAD 7/16" X 1/2"DR
DW16L	SOCKET HEX HEAD 1/2" X 1/2"DR
DW18L	SOCKET HEX HEAD 9/16"X1/2" DR
DW8L	SOCKET HEX HEAD 1/4"X1/2" DR.
FG35A	FEELER GAUGE FLAT BLADE 35 BLA
FL0911M	WRENCH FLARE NUT 9MM X 11MM 6
FL1012M	WRENCH FLARE NUT 10MM X 12MM 6
FL1214S	WRENCH FLARE NUT 3/8 X 7/16 6
FL1314M	WRENCH FLARE NUT 13MM X 14MM 6
FL1517M	WRENCH FLARE NUT 15MM X 17MM 6
FL1618M	WRENCH FLARE NUT 16MM X 18MM 6
FL1618S	WRENCH FLARE NUT 1/2 X 9/16 6
FL2022S	WRENCH FLARE NUT 5/8 X 11/16
GSP10	WRENCH PIPE 10" HD
GSP14	WRENCH PIPE 14" HD
GSP8	WRENCH PIPE 8" HD
HD28	SOCKET 7/8" X 3/4" DR 12 PT RE
HD30	SOCKET 15/16" X 3/4" DR 12 PT R
HD32	SOCKET 1" X 3/4" DR 12 PT REG
HD34	SOCKET 1-1/16"X3/4" DR 12 PT REG.
HD36	SOCKET 1-1/8" X 3/4" DR 12 PT
HD38	SOCKET 1-3/16" X 3/4" DR 12 PT
HD40	SOCKET 1-1/4" X 3/4" DR 12 PT
HD42	SOCKET 1-5/16" X 3/4" DR 12 PT
HD44	SOCKET 1-3/8" X 3/4" DR 12 PT
HD46	SOCKET 1-7/16" X 3/4" DR 12 PT
HD48	SOCKET 1-1/2" X 3/4" DR 12 PT
HD50	SOCKET 1-9/16" X 3/4" DR 12 PT
HD52	SOCKET 1-5/8" X 3/4" DR 12 PT
HD54	SOCKET 1-11/16"X3/4" DR 12 PT
HD56	SOCKET 1-3/4" X 3/4" DR 12 PT
HD58	SOCKET 1-13/16"X3/4" DR 12 PT
HD60	SOCKET 1-7/8" X 3/4" DR 12 PT
HD62	SOCKET 1-15/16"X3/4" DR 12 PT
HD64	SOCKET 2" X 3/4" DR 12 PT REG
HD66	SOCKET 2-1/16" X 3/4" DR 12 PT
HD68	SOCKET 2-1/8" X 3/4" DR 12 PT
HD70	SOCKET 2-3/16" X 3/4" DR 12 PT
HD72	SOCKET 2-1/4" X 3/4" DR 12 PT
HD74	SOCKET 2-5/16" X 3/4" DR 12 PT
HD76	SOCKET 2-3/8" X 3/4" DR 12 PT
IMD208K	3/8" DR. IMPACT DRIVER SET
K9	PICK UP TOOL MECHANICAL FINGER
LDS12	SOCKET 3/8" X 1/2" DR 6PT DP
LDS14	SOCKET 7/16" X 1/2" DR 6 PT DP
LDS16	SOCKET 1/2" X 1/2" DR 6 PT DP
LDS18	SOCKET 9/16" X 1/2" DR 6 PT DP
LDS20	SOCKET 5/8" X 1/2" DR 6 PT DP
LDS22	SOCKET 11/16" X 1/2" DR 6 PT DP.
LDS24	SOCKET 3/4" X 1/2" DR 6 PT DP
LDS26	SOCKET 13/16" X 1/2" DR 6 PT DP
LDS28	SOCKET 7/8" X 1/2" DR 6 PT DP

N° d'article	Description
LDS30	SOCKET 15/16" X 1/2" DR 6 PT DP
LDS32	SOCKET 1" X 1/2" DR 6 PT DP
LDS34	SOCKET 1-1/16"X 1/2" DR 6 PT D
LDS36	SOCKET 1-1/8" X 1/2" DR 6 PT DP
LDS38	SOCKET 1-3/16"X 1/2" DR 6 PT DP.
LDS40	SOCKET 1-1/4" X 1/2" DR 6 PT D
LT26R	SOCKET SPARK PLUG 3/8" DR
M1210H	SOCKET 10MM X 1/2" DR 6 PT
M1211H	SOCKET 11MM X 1/2" DR 6 PT
M1212H	SOCKET 12MM X 1/2" DR 6 PT
M1213H	SOCKET 13MM X 1/2" DR 6 PT
M1214H	SOCKET 14MM X 1/2" DR 6 PT
M1215H	SOCKET 15MM X 1/2" DR 6 PT
M1216H	SOCKET 16MM X 1/2" DR 6 PT
M1217H	SOCKET 17MM X 1/2" DR 6 PT
M1218H	SOCKET 18MM X 1/2" DR 6 PT
M1219H	SOCKET 19MM X 1/2" DR 6 PT
M1220H	SOCKET 20MM X 1/2" DR 6 PT
M1221H	SOCKET 21MM X 1/2" DR 6 PT
M1222H	SOCKET 22MM X 1/2" DR 6 PT
M1223H	SOCKET 23MM X 1/2" DR 6 PT
M1224H	SOCKET 24MM X 1/2" DR 6 PT
M1225H	SOCKET 25MM X 1/2" DR 6 PT
M1226H	SOCKET 26MM X 1/2" DR 6 PT REG
M1227H	SOCKET 27MM X 1/2" DR 6 PT
M1228H	SOCKET 28MM X 1/2" DR 6 PT
M604	SOCKET 4MM X 1/4" DR 6 PT 22
M604.5	SOCKET 4,5MM X 1/4" DR 6 PT
M605	SOCKET 5MM X 1/4" DR 6 PT 22
M605.5	SOCKET 5,5MM X 1/4" DR 6 PT
M606	SOCKET 6MM X 1/4" DR 6 PT 22
M607	SOCKET 7MM X 1/4" DR 6 PT 22
M608	SOCKET 8MM X 1/4" DR 6 PT 22
M609	SOCKET 9MM X 1/4" DR 6 PT 22
M610	SOCKET 10MM X 1/4" DR 6 PT 2
M611	SOCKET 11MM X 1/4" DR 6 PT RE
M612	SOCKET 12MM X 1/4" DR 6 PT 2
M613	SOCKET 13MM X 1/4" DR 6 PT 22
M614	SOCKET 14MM X 1/4" DR 6 PT 2
M615	SOCKET 15MM X 1/4" DR 6 PT 2
MC10	WRENCH COMBO 10MM 12 PT CHROME
MC11	WRENCH COMBO 11MM 12 PT CHROME
MC12	WRENCH COMBO 12MM 12 PT CHROME
MC13	WRENCH COMBO 13MM 12 PT CHROME
MC14	WRENCH COMBO 14MM 12 PT CHROME
MC15	WRENCH COMBO 15MM 12 PT CHROME
MC16	WRENCH COMBO 16MM 12 PT CHROME
MC17	WRENCH COMBO 17MM 12 PT CHROME
MC18	WRENCH COMBO 18MM 12 PT CHROME
MC19	WRENCH COMBO 19MM 12 PT CHROME
MC20	WRENCH COMBO 20MM 12 PT CHROM
MC21	WRENCH COMBO 21MM 12 PT CHROME
MC22	WRENCH COMBO 22MM 12 PT CHROME
MC23	WRENCH COMBO 23MM 12 PT CHROME
MC24	WRENCH COMBO 24MM 12 PT CHROME
MC25	WRENCH COMBO 25MM 12 PT CHROME
MC26	WRENCH COMBO 26MM 12 PT CHROM
MC27	WRENCH COMBO 27MM 12 PT CHROME
MC28	WRENCH COMBO 28MM 12 PT CHROME
MC29	WRENCH COMBO 29MM 12 PT CHROME
MC30	WRENCH COMBO 30MM 12 PT CHROME
MC32	WRENCH COMBO 32MM 12 PT CHROME
MC36	WRENCH COMBO 36MM 12 PT SATIN
MC6	WRENCH COMBO 6MM 12 PT CHROME
MC7	WRENCH COMBO 7MM 12 PT CHROME
MC8	WRENCH COMBO 8MM 12 PT CHROME
MC9	WRENCH COMBO 9MM 12 PT CHROME
MD1210H	SOCKET 10MM X 1/2 DR 6 PT DP CHROME
MD1212H	SOCKET 12MM X1/2" DR 6 PT DP
MD1213H	SOCKET 13MM X1/2" DR 6 PT DP

N° d'article	Description
MD1214H	SOCKET 14MM X1/2" DR 6 PT DP
MD1215H	SOCKET 15MM X1/2" DR 6 PT DP C
MD1216H	SOCKET 16MM X1/2" DR 6 PT DP C
MD1217H	SOCKET 17MM X1/2" DR 6 PT DP C
MD1218H	SOCKET 18MM X1/2" DR 6 PT DP C
MD1219H	SOCKET 19MM X1/2" DR 6 PT DP C
MD1220H	SOCKET 20MM X 1/2" DR 6 PT DP
MD1221H	SOCKET 21MM X1/2" DR 6 PT DP C
MD1222H	SOCKET 22MM X1/2" DR 6 PT DP C
MD1223H	SOCKET 23MM X1/2" DR 6 PT DP C
MD1224H	SOCKET 24MM X 1/2 DR 6 PT DP C
MD1225H	SOCKET 25MM X1/2" DR 6 PT DP C
MD1226H	SOCKET 26MM X1/2" DR 6 PT DP C
MD1227H	SOCKET 27MM X1/2" DR 6 PT DP C
MD1228H	SOCKET 28MM X1/2 DR 6 PT DP CH
MDW10L	SOCKET HEX HEAD 10MM X 1/2" DR
MDW12L	SOCKET HEX HEAD 12MM X 1/2" DR
MDW14L	SOCKET HEX HEAD 14MM X 1/2" DR
MDW17L	SOCKET HEX HEAD 17MM X 1/2" DR
MDW19L	SOCKET HEX HEAD 19MM X 1/2" DR
MDW6L	SOCKET HEX HEAD 6MM X 1/2" DR
MDW8L	SOCKET HEX HEAD 8MM X 1/2" DR
MF6	EXTENSION 1/4"DR FLEX 6"
MF8	EXTENSION 3/8"DR FLEX 7-
MFR250HD	TORQ. WR. 1/2" DR 250 FT/LB
ML604	SOCKET 4MM X 1/4" DR 6 PT DP C
ML605	SOCKET 5MM X 1/4" DR 6 PT DP C
ML605.5	SOCKET 5,5MM X 1/4" DR 6 PT DP
ML606	SOCKET 6MM X 1/4" DR 6 PT DP C
ML607	SOCKET 7MM X 1/4" DR 6 PT DP C
ML608	SOCKET 8MM X 1/4" DR 6 PT DP C
ML609	SOCKET 9MM X 1/4" DR 6 PT DP C
ML610	SOCKET 10MM X 1/4" DR 6 PT DP
ML611	SOCKET 11MM X 1/4" DR 6 PT DP
ML612	SOCKET 12MM X 1/4" DR 6 PT DP
ML613	SOCKET 13MM X 1/4" DR 6 PT DP
ML614	SOCKET 14MM X 1/4" DR 6 PT DP
MP10H	SOCKET 10MM X 1/2" DR 6 PT REG
MP11H	SOCKET 11MM X 1/2" DR 6 PT REG
MP12H	SOCKET 12MM X 1/2" DR 6 PT REG
MP13H	SOCKET 13MM X 1/2" DR 6 PT REG
MP14H	SOCKET 14MM X 1/2" DR 6 PT REG
MP15H	SOCKET 15MM X 1/2" DR 6 PT REG
MP16H	SOCKET 16MM X 1/2" DR 6 PT REG
MP17H	SOCKET 17MM X 1/2" DR 6 PT REG
MP18H	SOCKET 18MM X 1/2" DR 6 PT REG
MP19H	SOCKET 19MM X 1/2" DR 6 PT REG
MP20H	SOCKET 20MM X 1/2" DR 6 PT REG
MP21H	SOCKET 21MM X 1/2" DR 6 PT REG
MP22H	SOCKET 22MM X 1/2" DR 6 PT REG
MP23H	SOCKET 23MM X 1/2" DR 6 PT REG
MP24H	SOCKET 24MM X 1/2" DR 6 PT REG
MPD10H	SOCKET 10MM X 1/2" DR 6 PT DP
MPD11H	SOCKET 11MM X 1/2" DR 6 PT DP
MPD12H	SOCKET 12MM X 1/2" DR 6 PT DP
MPD13H	SOCKET 13MM X 1/2" DR 6 PT DP
MPD14H	SOCKET 14MM X 1/2" DR 6 PT DP
MPD15H	SOCKET 15MM X 1/2" DR 6 PT DP
MPD16H	SOCKET 16MM X 1/2" DR 6 PT DP
MPD17H	SOCKET 17MM X 1/2" DR 6 PT DP
MPD18H	SOCKET 18MM X 1/2" DR 6 PT DP
MPD19H	SOCKET 19MM X 1/2" DR 6 PT DEE
MPD20H	SOCKET 20MM X 1/2" DR 6 PT DP
MPD21H	SOCKET 21MM X 1/2" DR 6 PT DP
MPD22H	SOCKET 22MM X 1/2" DR 6 PT DP
MPD23H	SOCKET 23MM X 1/2" DR 6 PT DP
MPD24H	SOCKET 24MM X 1/2" DR 6 PT DP
MPD25H	SOCKET 25MM X 1/2" DR 6 PT DP
MPD27H	SOCKET 27MM X 1/2" DR 6 PT DP
MPD30H	SOCKET 30MM X 1/2" DR 6 PT DP

Ensemble-modèle avec plateaux en mousse - 793 pièces

N° d'article : MS1840-FO



N° d'article Description

MRB1112 WRENCH RATCH BOX 11MMX12MM 6
 MRB1314 WRENCH RATCH BOX 13MMX14MM 6
 MRB1517 WRENCH RATCH BOX 15MMX17MM 12
 MRB78 WRENCH RATCH BOX 7MMX8MM 6 PT
 MRB910 WRENCH RATCH BOX 9MMX10MM 6 PT
 MS1840-FT FOAM TRAYS FOR MS1840-FO
 MT10H SOCKET 10MM X 3/8" DR 6 PT REG
 MT11H SOCKET 11MM X 3/8" DR 6 PT REG
 MT12H SOCKET 12MM X 3/8" DR 6 PT REG
 MT13H SOCKET 13MM X 3/8" DR 6 PT REG
 MT14H SOCKET 14MM X 3/8" DR 6 PT REG
 MT15H SOCKET 15MM X 3/8" DR 6 PT REG
 MT16H SOCKET 16MM X 3/8" DR 6 PT REG
 MT17H SOCKET 17MM X 3/8" DR 6 PT REG
 MT18H SOCKET 18MM X 3/8" DR 6 PT REG
 MT19H SOCKET 19MM X 3/8" DR 6 PT REG
 MT9H SOCKET 9MM X 3/8" DR 6 PT REG
 MTF10HA U-JOINT 10MM X 3/8" DR 6 PT CH
 MTF11HA U-JOINT 11MM X 3/8" DR 6 PT CH
 MTF12HA U-JOINT 12MM X 3/8" DR 6 PT CH
 MTF13HA U-JOINT 13MM X 3/8" DR 6 PT CH
 MTF14HA U-JOINT 14MM X 3/8" DR 6 PT CH
 MTF15HA U-JOINT 15MM X 3/8" DR 6 PT CH
 MTF16HA U-JOINT 16MM X 3/8" DR 6 PT CH
 MTF17HA U-JOINT 17MM X 3/8" DR 6 PT CH
 MTF18HA U-JOINT 18MM X 3/8" DR 6 PT CH
 MTF19HA U-JOINT 19MM X 3/8" DR 6 PT CH
 MTL10H SOCKET 10MM X 3/8 DR 6 PT DP
 MTL11H SOCKET 11MM X 3/8 DR 6 PT DP C
 MTL12H SOCKET 12MM X 3/8 DR 6 PT DP C
 MTL13H SOCKET 13MM X 3/8 DR 6 PT DP C
 MTL14H SOCKET 14MM X 3/8 DR 6 PT DP CHROME
 MTL15H SOCKET 15MM X 3/8 DR 6 PT DP C
 MTL16H SOCKET 16MM X 3/8 DR 6 PT DP C
 MTL17H SOCKET 17MM X 3/8 DR 6 PT DP C
 MTL18H SOCKET 18MM X 3/8 DR 6 PT DP C
 MTL19H SOCKET 19MM X 3/8 DR 6 PT DP C
 MTL9H SOCKET 9MM X 3/8 DR 6 PT DP CH
 MTW10 SOCKET HEX HEAD 10MM X 3/8" DR
 MTW4 SOCKET HEX HEAD 4MM X 3/8" DR
 MTW5 SOCKET HEX HEAD 5MM X 3/8" DR
 MTW6 SOCKET HEX HEAD 6MM X 3/8" DR
 MTW7 SOCKET HEX HEAD 7MM X 3/8" DR
 MTW8 SOCKET HEX HEAD 8MM X 3/8" DR
 MTW9 SOCKET HEX HEAD 9MM X 3/8" DR
 P175 SCREW STARTER PHILLIPS 5" OAL
 P2406 SOCKET 3/8" X 1/2" DR 6 PT REG
 P2407 SOCKET 7/16" X 1/2" DR 6 PT REG.
 P2408 SOCKET 1/2" X 1/2" DR 6 PT REG
 P2409 SOCKET 9/16" X 1/2" DR 6 PT REG.
 P2410 SOCKET 5/8" X 1/2" DR 6 PT REG
 P2411 SOCKET 11/16" X 1/2" DR 6 PT R
 P2412 SOCKET 3/4" X 1/2" DR 6 PT REG
 P2413 SOCKET 13/16" X 1/2" DR 6 PT R
 P2414 SOCKET 7/8" X 1/2" DR 6 PT REG
 P2415 SOCKET 15/16" X 1/2" DR 6 PT R
 P2432 SOCKET 1" X 1/2" DR 6 PT REG.
 P2433 SOCKET 1-1/16" X 1/2" DR 6 PT
 P2434 SOCKET 1-1/8" X 1/2" DR 6 PT R
 P2435 SOCKET 1-3/16 X 1/2 DR 6 PT RE
 P2436 SOCKET 1-1/4" X 1/2" DR 6 PT R
 P2437 SOCKET 1-5/16" X 1/2" DR 6 PT
 P2438 SOCKET 1-3/8" X 1/2" DR 6 PT R
 P4-105A EXTENSION IMP 1/2" DR 1/2"
 P4-110A EXTENSION IMP 1/2" DR 1/2"
 P4-140A U-JOINT IMP 1/2" DR 2-11/32"
 PCH-1A PUNCH & CHISEL HOLDER 8" OAL
 PH20 HAMMER SOFTHD 16 OZ HEAD 12"
 PH30 HAMMER RUBBER MALLET 16" OAL 2
 PHU12L U-JOINT 3/8 X 1/2 DR 6PT DP IMP
 PHU14L U-JOINT 7/16 X 1/2 DR 6PT DP IMP

N° d'article Description

PHU16L U-JOINT 1/2 X 1/2 DR 6PT DP IMP
 PHU18L U-JOINT 9/16 X 1/2 DR 6PT DP
 PHU20L U-JOINT 5/8 X 1/2 DR 6PT DP IMP
 PHU22L U-JOINT 11/16 X 1/2 DR 6PT DP
 PHU24L U-JOINT 3/4 X 1/2 DR 6PT DP IM
 PHU26L U-JOINT 13/16 X 1/2 DR 6PT DP
 PHU28L U-JOINT 7/8 X 1/2 DR 6PT DP IM
 PHU30L U-JOINT 15/16 X 1/2 DR 6PT DP
 PL2406 SOCKET 3/8" X 1/2" DR 6 PT DP
 PL2407 SOCKET 7/16" X 1/2" DR 6 PT DP
 PL2408 SOCKET 1/2" X 1/2" DR 6 PT DP
 PL2409 SOCKET 9/16" X 1/2" DR 6 PT DP
 PL2410 SOCKET 5/8" X 1/2" DR 6 PT DP
 PL2411 SOCKET 11/16" X 1/2" DR 6 PT DP
 PL2412 SOCKET 3/4" X 1/2" DR 6 PT DP
 PL2413 SOCKET 13/16" X 1/2" DR 6 PT DP
 PL2414 SOCKET 7/8" X 1/2" DR 6 PT DP
 PL2415 SOCKET 15/16" X 1/2" DR 6 PT D
 PL2432 SOCKET 1" X 1/2" DR 6 PT DP IM
 PL2433 SOCKET 1-1/16" X 1/2" DR 6 PT
 PL2434 SOCKET 1-1/8" X 1/2" DR 6 PT DP
 PL2435 SOCKET 1-3/16" X 1/2" DR 6 PT
 PL2436 SOCKET 1-1/4" X 1/2" DR 6 PT DP
 PL2437 SOCKET 1-5/16" X 1/2" DR 6 PT
 PL2438 SOCKET 1-3/8" X 1/2" DR 6 PT DP
 PO50A PULLER SET GEAR 4"
 PO60A PULLER SET GEAR 6-7-8"
 RB121A S'DRIVER SQUARE RECESS STUBBY
 RB122A S'DRIVER SQUARE RECESS STUBBY
 RB221 S'DRIVER SQUARE RECESS #1 TIP
 RB222 S'DRIVER SQUARE RECESS #2 TIP
 S012 S'DRIVER SLOTTED 12" SQ BLADE
 SD14 DRIVER HAND 1/4 FLEXC
 SE50-1 SCREW EXTRACTOR - DRILL SIZE S
 SE50-10 SCREW EXTRACTOR DRILL SIZ 1-1/2"
 SE50-2 SCREW EXTRACTOR - DRILL SIZE 3
 SE50-3 SCREW EXTRACTOR - DRILL SIZE 1
 SE50-4 SCREW EXTRACTOR - DRILL SIZE 5
 SE50-5 SCREW EXTRACTOR - DRILL SIZE 3
 SE50-6 SCREW EXTRACTOR - DRILL SIZE 1
 SE50-7 SCREW EXTRACTOR - DRILL SIZE 9
 SE50-8 SCREW EXTRACTOR - DRILL SIZE 2
 SE50-9 SCREW EXTRACTOR - DRILL SIZE 1
 SF-2 HAMMER 32 OZ DEAD BLOW "POWER
 T120 SOCKET 3/8" X 3/8" DR 6 PT DP
 T140 SOCKET 7/16" X 3/8" DR 6 PT DP
 T160 SOCKET 1/2" X 3/8" DR 6 PT DP
 T180 SOCKET 9/16" X 3/8" DR 6 PT DP
 T200 SOCKET 5/8" X 3/8" DR 6 PT DP
 T220 SOCKET 11/16" X 3/8" DR 6 PT DP
 T240 SOCKET 3/4" X 3/8" DR 6 PT DP
 T260 SOCKET 13/16" X 3/8" DR 6 PT DP
 T280 SOCKET 7/8" X 3/8" DR 6 PT DP
 T3 U-JOINT 3/8" DR 1-3/4" OAL CHR
 T30 RATCHET FLEX HDL 3/8" DR 9" OAL
 T300 SOCKET 15/16" X 3/8" DR 6 PT D
 T31 EXTENSION 3/8" DR 3" OAL CHROME
 T320 SOCKET 1" X 3/8" DR 6 PT DP
 T36 RATCHET SLIDING T HDL 3/8" DR
 T4 EXTENSION 3/8" DR 6" OAL CHROME
 T41 EXTENSION 3/8" DR 8" OAL CHROME
 T42 DRIVER HAND 3/8" DR 6-1/8" OAL
 T5 EXTENSION 3/8" DR 12" OAL CHROME
 T606 SOCKET TORX HEAD 3/8" DR T6
 T607 SOCKET TORX HEAD 3/8" DR T7
 T608 SOCKET TORX HEAD 3/8" DR T8
 T609 SOCKET TORX HEAD 3/8" DR T9
 T610 SOCKET TORX HEAD 3/8" DR T10
 T615 SOCKET TORX HEAD 3/8" DR T15
 T620 SOCKET TORX HEAD 3/8" DR T20
 T625 SOCKET TORX HEAD 3/8" DR T25

N° d'article Description

T627 SOCKET TORX HEAD 3/8" DR T27
 T83 RATCHET 3/8" DR. FLEX HD (STRA
 T9 SPEEDER 3/8" DR 16" OAL CHROME
 T9040 RATCHET 3/8" DR. 40 TOOTH
 TH12 SOCKET 3/8" X 3/8" DR 6 PT REG
 TH14 SOCKET 7/16" X 3/8" DR 6 PT REG
 TH16 SOCKET 1/2" X 3/8" DR 6 PT REG
 TH18 SOCKET 9/16" X 3/8" DR 6 PT REG
 TH20 SOCKET 5/8" X 3/8" DR 6 PT REG
 TH22 SOCKET 11/16" X 3/8" DR 6 PT REG
 TH24 SOCKET 3/4" X 3/8" DR 6 PT REG
 TH26 SOCKET 13/16" X 3/8" DR 6 PT REG
 TH28 SOCKET 7/8" X 3/8" DR 6 PT REG
 TH30 SOCKET 15/16 X 3/8" DR 6 PT REG
 TH32 SOCKET 1" X 3/8" DR 6 PT REG C
 TU120A U-JOINT 3/8" X 3/8" DR 6 PT SA
 TU140A U-JOINT 7/16" X 3/8" DR 6 PT S
 TU160A U-JOINT 1/2" X 3/8" DR 6 PT SA
 TU180A U-JOINT 9/16" X 3/8" DR 6 PT S
 TU200A U-JOINT 5/8" X 3/8" DR 6 PT SA
 TU220A U-JOINT 11/16" X 3/8" DR 6 PT
 TU240A U-JOINT 3/4" X 3/8" DR 6 PT SA
 TW10 SOCKET HEX HEAD 5/16" X 3/8" DR
 TW12 SOCKET HEX HEAD 3/8" X 3/8" DR
 TW4 SOCKET HEX HEAD 1/8" X 3/8" DR
 TW5 SOCKET HEX HEAD 5/32" X 3/8" D
 TW6 SOCKET HEX HEAD 3/16" X 3/8" D
 TW7 SOCKET HEX HEAD 7/32" X 3/8" D
 TW8 SOCKET HEX HEAD 1/4" X 3/8" DR
 TX627 SOCKET TORX HEAD 1/2" DR T27
 TX630 SOCKET TORX HEAD 1/2" DR T30
 TX640 SOCKET TORX HEAD 1/2" DR T40
 TX645 SOCKET TORX HEAD 1/2" DR T45
 TX650 SOCKET TORX HEAD 1/2" DR T50
 TX655 SOCKET TORX HEAD 1/2" DR T55
 TX660 SOCKET TORX HEAD 1/2" DR T60
 TXS608A S'DRIVER TORX T8
 TXS610A S'DRIVER TORX T10
 TXS615A S'DRIVER TORX T15
 TXS620A S'DRIVER TORX T20
 TXS625A S'DRIVER TORX T25
 TXS627A S'DRIVER TORX T27
 TXS630A S'DRIVER TORX T30
 V10 SOCKET 5/16" X 1/4" DR 6 PT REG
 V11 SOCKET 11/32" X 1/4" DR 6 PT REG
 V12 SOCKET 3/8" X 1/4" DR 6 PT REG
 V14 SOCKET 7/16" X 1/4" DR 6 PT REG
 V16 SOCKET 1/2" X 1/4" DR 6 PT REG
 V17 DRIVER SLIDING T HDL 4-1/2" OA
 V18 SOCKET 9/16" X 1/4" DR 6 PT REG.
 V2536 1/4" DR. 36 TOOTH RATCHET
 V26 RATCHET FLEX HDL 1/4" DR CHROM
 V6 SOCKET 3/16" X 1/4" DR 6 PT REG
 v602 EXTENSION 1/4" DR 2" OAL CHROME
 V603 EXTENSION 1/4" DR 3" OAL CHROM
 V606 EXTENSION 1/4" DR 6" OAL CHROME
 V610 EXTENSION 1/4" DR 10" OAL CHROME
 V7 SOCKET 7/32" X 1/4" DR 6 PT RE
 V760 U-JOINT 1/4" DR 1-1/4" OAL
 V780 DRIVER HAND 1/4" DR CHROME
 V8 SOCKET 1/4" X 1/4" DR 6 PT REG
 V9 SOCKET 9/32" X 1/4" DR 6 PT REG
 VL10 SOCKET 5/16" X 1/4" DR 6 PT DP
 VL11 SOCKET 11/32" X 1/4" DR 6 PT DP
 VL12 SOCKET 3/8" X 1/4" DR 6 PT DEEP
 VL14 SOCKET 7/16" X 1/4" DR 6 PT DEEP
 VL16 SOCKET 1/2" X 1/4" DR 6 PT DEEP
 VL18 SOCKET 9/16" X 1/4" DR 6 PT DP
 VL6 SOCKET 3/16" X 1/4" DR 6 PT DEEP
 VL7 SOCKET 7/32" X 1/4" DR 6 PT DP
 VL8 SOCKET 1/4" X 1/4" DR 6 PT DEEP
 VL9 SOCKET 9/32" X 1/4" DR 6 PT DP